Multiple District 60

As of October 2026 Cumulative

Year	New Clubs	Dropped Clubs	Gain/ Loss Clubs	New Members	Charter Members	Reinstate Members	Transfer Members	Total Member Added	Total Members Dropped	Gain/ Loss Members
2022-2023	0	1	-1	300	3	53	7	363	359	4
2023-2024	0	0	0	223	1	26	15	265	337	-72
2024-2025	1	1	0	296	27	20	6	349	294	55
2025-2026	0	1	-1	260	0	16	10	286	313	-27
2026-2027	0	0	0	53	0	9	0	62	53	9
Average	**0**	**1**	**0**	**226**	**6**	**25**	**8**	**265**	**271**	**-6**

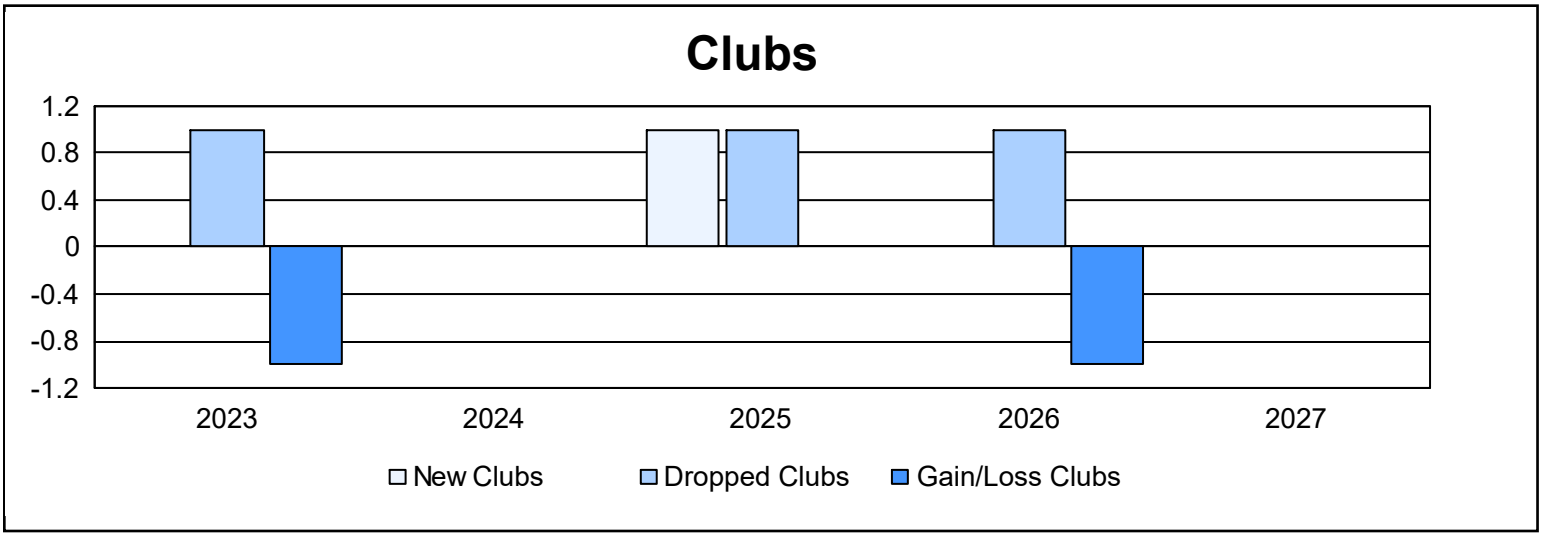

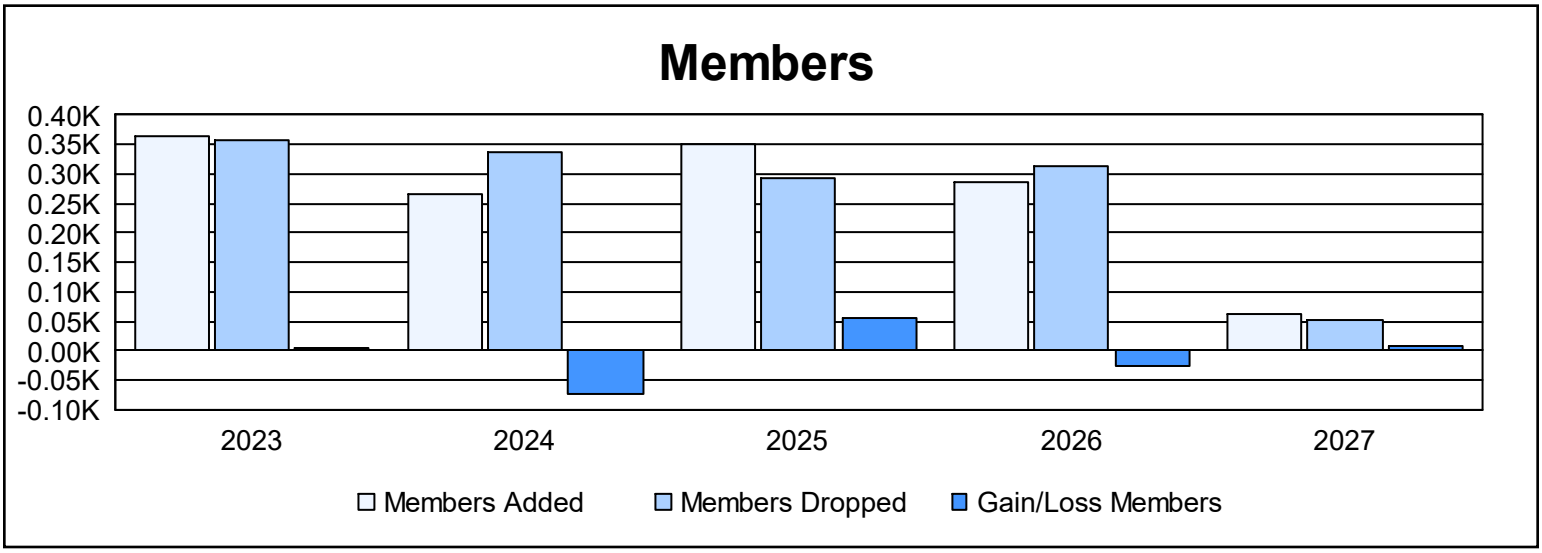

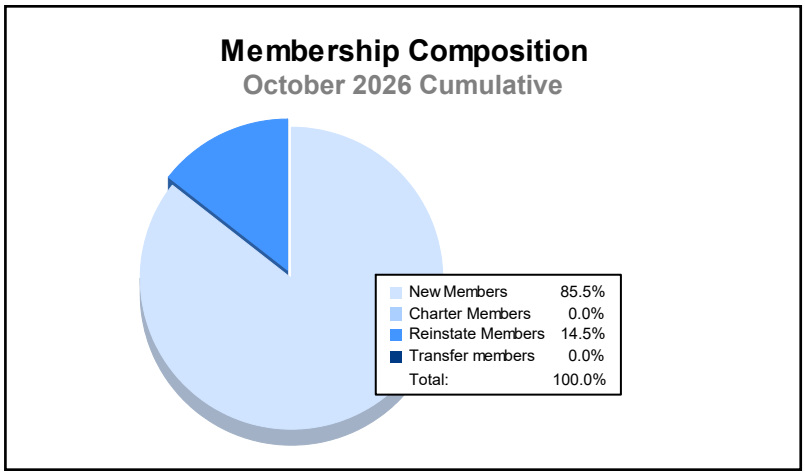
Membership Composition
October 2026 Cumulative
New Members 85.5%
Charter Members 0.0%
Reinstate Members 14.5%
Transfer members 0.0%
Total: 100.0%

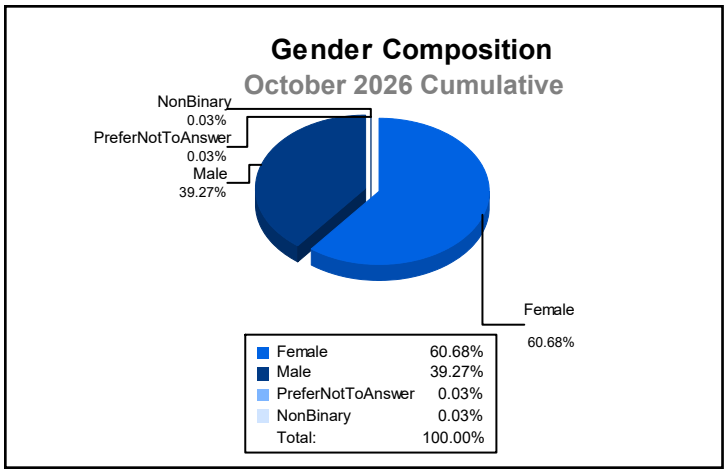
Gender Composition
October 2026 Cumulative
NonBinary
0.03%
PreferNotToAnswer
0.03%
Male
39.27%
Female
60.68%
Female 60.68%
Male 39.27%
PreferNotToAnswer 0.03%
NonBinary 0.03%
Total: 100.00%